

# autumn: A Python library for dynamic modelling of captured CO<sub>2</sub> cost potential curves

E. Arellano<sup>1</sup>, N. Wulff<sup>1</sup>, B. Fuchs<sup>1</sup>, and W. Hu<sup>1</sup>

<sup>1</sup> German Aerospace Center (DLR), Department of Energy Systems Analysis, Institute of Networked Energy Systems, Stuttgart, Germany

DOI: [10.21105/joss.03203](https://doi.org/10.21105/joss.03203)

## Software

- [Review](#) ↗
- [Repository](#) ↗
- [Archive](#) ↗

---

Editor: [Tim Tröndle](#) ↗

## Reviewers:

- [@igarizio](#)
- [@milicag](#)

Submitted: 16 April 2021

Published: 06 August 2021

## License

Authors of papers retain copyright and release the work under a Creative Commons Attribution 4.0 International License ([CC BY 4.0](#)).

## Summary

The tool `autumn` was developed to address the uncertainty of an evolving technological development in carbon capture in conjunction with different industry, energy and climate scenarios. It consists of a dynamic data pipeline to create a geographically resolved cost and potential distribution of captured CO<sub>2</sub>. It overcomes two challenges of using other solutions: First, users can specify the geographical scope and thus align the cost potential characteristics to the model and research specific scope. Secondly, dynamic technology parameters can be specified in order to describe uncertain political and societal choices in the studied models. `autumn` provides different spatial and technological resolution in its interface, so that modellers can flexibly adapt the library to their needs.

## Statement of Need

In the field of energy systems analysis, models are used to assess the viability of different technologies, policies and network configurations ([Scholz, 2012](#)).

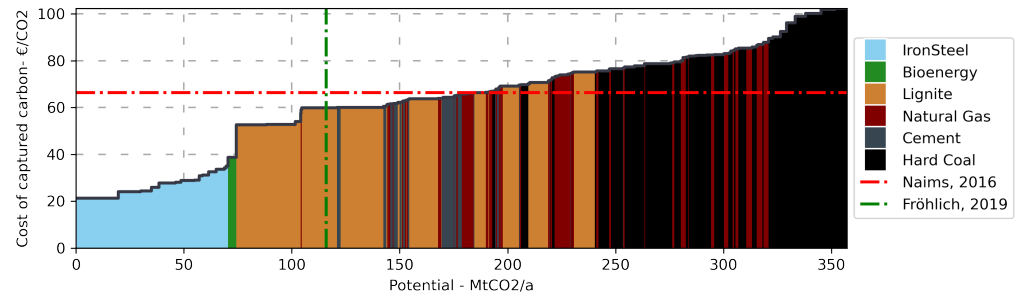
Recent research focuses on the interconnection and interactions between energy demand sectors like transport and industry with electricity grid feed-in and balancing technologies ([Brown et al., 2018](#)). These models rely on data from nowadays technologies and energy demand.

One of the important challenges in the field is the assessment of developing technologies, especially at the boundary of the electricity sector with the transport, heat and industry sectors. CO<sub>2</sub> capture has been widely demonstrated in laboratory and pilot plant contexts but is yet to be scaled up to reach significant market shares ([Bui et al., 2018](#)). Information of long-term market potential and cost is uncertain. This uncertainty is often hard to reliably integrate into the models because it arises in different components of the technological cost and potential estimations.

Carbon dioxide plays a key role as an educt in synthetic fuel production processes, which are an integral part of most low carbon or carbon-neutral sector coupled energy systems described in literature ([Ruhnau et al., 2019](#)). Decarbonization of the energy system and industry roadmaps outlined in plans such as the European Green Deal ([European Commission, 2019](#)) imply a reduction of highly concentrated CO<sub>2</sub> sources. These facts motivate the detailed description of cost and potential of CO<sub>2</sub> sources across different temporal and geographical resolutions e.g. in order to assess the optimal location of synthetic fuel refineries.

Researchers currently have the following options to include carbon capture cost and potential in their analysis: One is to estimate potential from emission report databases such as ([EEA, 2019](#)) along cost values from the literature and disregarding technology-specific characteristics such as capacity factors of the emitting facility and different carbon capture technologies or

investment characteristics (Von der Assen, 2016). A second approach is to assume equivalent techno-economical conditions across the whole system boundary using data from research such as Naims (2016). This second approach is depicted by a vertical and a horizontal line respectively in Figure 1.



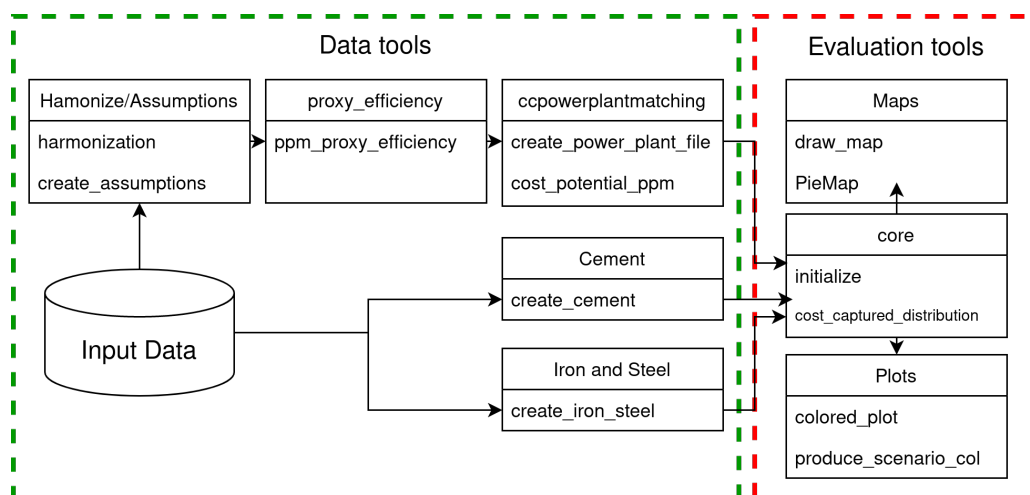
**Figure 1:** Marginal cost estimates for capturing CO<sub>2</sub> from different industries in Germany against exemplary reference cost (Naims, 2016) and potential as they are used in (Fröhlich et al., 2019)

The demand of high resolution data in sector coupled energy systems modelling can be exemplified by the PyPSA-Eur-Sec Project, a model with all of Europe in a sub-national to national scope. The model documentation states that CO<sub>2</sub> from captured sources is considered as if it was coming from a single node for all of Europe. This could be improved by integrating autumn in the model pipeline.

Neumann & Brown (2021) explicitly call for a more detailed description of sector coupling in the context of near optimal feasible solution space analysis of energy system models. In general, evaluating placement choices for synthetic fuel refineries requires a higher geographical detail of CO<sub>2</sub> availability and cost characteristics.

## Functionality

autumn consists of a flexible data pipeline that can be used to calculate cost potential curves of captured CO<sub>2</sub>. It allows their users to configure the calculation steps to include assumptions like implementation costs and emissions of their own projects. Additionally, it allows the post processing of the produced datasets to resolve different geographical and technological scopes. The design of the project is modular to allow complex model building. The general architecture of the tool can be observed in Figure 2.



**Figure 2:** There are two main target users: model builders and data analysts. The data tools ease creating new pipelines, the evaluation tools offer Visualization options.

## Cost Source Harmonization

Having ways of integrating uncertainty of the cost is one of the key features of the tool. Cost of carbon capture has investment, operational and management components. Instead of a monolithic inclusion of the cost, it is opted to separate these values in order to facilitate the inclusion of variations of these components. The harmonization script is used to harmonize values from sources reporting in different formats and units. The script `autumn.scripts.as.sumptions` is provided to perform a statistical aggregation of the values to create upper and lower limits.

## Geographical Data Homogenization

The power plant, along with the `cost_of_carbon_capture_cement` and `cost_of_carbon_capture_iron` scripts, is used to create homogenized geographically distributed carbon capture cost and potential datasets. They use the output values of the harmonization script as input. The [powerplantmatching tool \(Gotzens et al., 2019\)](#) paired with a regression model for data completion is used as a base for the creation of a power plant distribution. `autumn` does not depend on this specific data source, a different one can be used as long as the output is consistent with the inputs of the curve production section. The configuration files allow for a wide range of customization options of these scripts.

## Cost Potential Curve Production

The main function of `autumn` is to use the input data to create datasets with different characteristics, such as different aggregation levels, country filtering and source filtering. The core module facilitates these tasks with a set of functions. The data evaluation section of the framework entices the core module and the ones for creating plots and maps. Figure 3 exemplifies `autumn` results along the geographical scopes of Europe, Germany and the federal state of North Rhine-Westphalia.

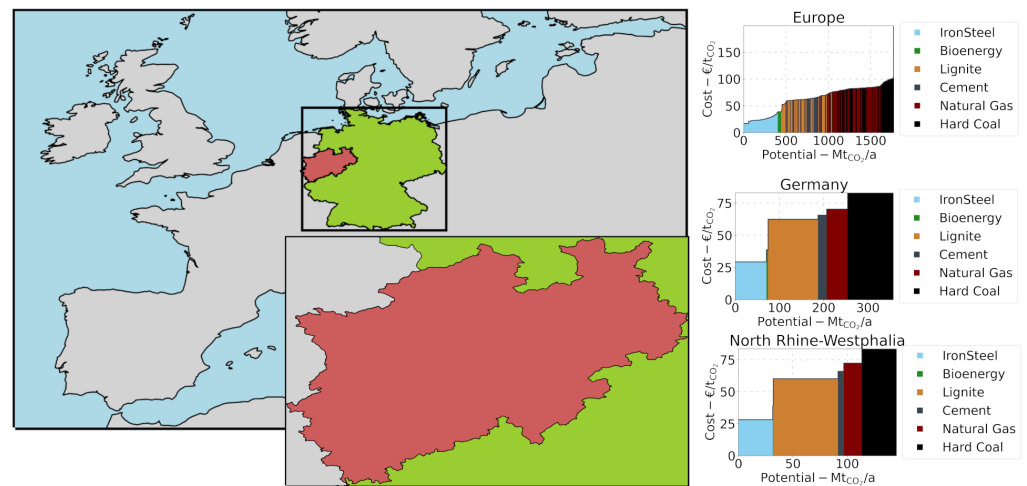


Figure 3: The API can calculate potentials at different geographical levels

## Acknowledgments

The research for this paper was performed within the BEniVer project (“Energy Transition in Transport”) supported by the German Federal Ministry of Economic affairs and Energy (BMWi) under grant number FK03EIV116A. We thank Henriette Naims, Lorenzo Cremonese, Tjerk Zitscher and Sonja Simon for their feedback during development. Also, we thank the Energy Systems Modelling group at the DLR Institute of Networked Energy Systems for providing the infrastructure and flexibility to carry out this research in times of a global pandemic.

## References

- Brown, T., Schlachtberger, D., Kies, A., Schramm, S., & Greiner, M. (2018). Synergies of sector coupling and transmission reinforcement in a cost-optimised, highly renewable european energy system. *Energy*, 160, 720–739. <https://doi.org/10.1016/j.energy.2018.06.222>
- Bui, M., Adjiman, C. S., Bardow, A., Anthony, E. J., Boston, A., Brown, S., Fennell, P. S., Fuss, S., Galindo, A., Hackett, L. A., Hallett, J. P., Herzog, H. J., Jackson, G., Kemper, J., Krevor, S., Maitland, G. C., Matuszewski, M., Metcalfe, I. S., Petit, C., ... Mac Dowell, N. (2018). Carbon capture and storage (CCS): The way forward. *Energy Environ. Sci.*, 11, 1062–1176. <https://doi.org/10.1039/C7EE02342A>
- EEA. (2019). *European pollutant release and transfer register (E-PRTR)*. European Environment Agency; <https://prtr.eea.europa.eu>.
- European Comission. (2019). *The European Green Deal*. <https://eur-lex.europa.eu/legal-content/EN/TXT/?uri=COM:2019:640:FIN>.
- Fröhlich, T., Blömer, S., Münster, D., & Brischke, L.-A. (2019). *CO2-quellen für die PtX-herstellung in deutschland - technologien, umweltwirkung, verfügbarkeit*. [https://www.ifeu.de/fileadmin/uploads/ifeu\\_paper\\_03\\_2019\\_CO2-Quellen-r%C3%BCr-PtX.pdf](https://www.ifeu.de/fileadmin/uploads/ifeu_paper_03_2019_CO2-Quellen-r%C3%BCr-PtX.pdf).
- Gotzens, F., Heinrichs, H., Hörsch, J., & Hofmann, F. (2019). Performing energy modelling exercises in a transparent way - the issue of data quality in power plant databases. *Energy Strategy Reviews*, 23, 1–12. <https://doi.org/10.1016/j.esr.2018.11.004>

- Naims, H. (2016). Economics of carbon dioxide capture and utilization—a supply and demand perspective. *Environmental Science and Pollution Research*, 23(22), 22226–22241. <https://doi.org/10.1007/s11356-016-6810-2>
- Neumann, F., & Brown, T. (2021). The near-optimal feasible space of a renewable power system model. *Electric Power Systems Research*, 190, 106690. <https://doi.org/10.1016/j.epsr.2020.106690>
- Ruhnau, O., Bannik, S., Otten, S., Praktiknjo, A., & Robinius, M. (2019). Direct or indirect electrification? A review of heat generation and road transport decarbonisation scenarios for germany 2050. *Energy*, 166, 989–999. <https://doi.org/10.1016/j.energy.2018.10.114>
- Scholz, Y. (2012). *Renewable energy based electricity supply at low costs* [PhD thesis, Universität Stuttgart]. <https://doi.org/10.18419/opus-2015>
- Von der Assen, N. (2016). *Selecting CO<sub>2</sub> sources for CO<sub>2</sub> utilization by environmental-merit-order curves*. <https://doi.org/10.1021/acs.est.5b03474>