

WaveletsExt.jl: Extending the boundaries of wavelets in Julia

Zeng Fung Liew^{*1}, Shozen Dan^{†2}, and Naoki Saito³

1 Department of Statistics, University of California, Davis, United States **2** Department of Mathematics, Imperial College London, United Kingdom **3** Department of Mathematics, University of California, Davis, United States

DOI: [10.21105/joss.03937](https://doi.org/10.21105/joss.03937)

Software

- [Review](#) ↗
- [Repository](#) ↗
- [Archive](#) ↗

Editor: [Brian McFee](#) ↗

Reviewers:

- [@lostanlen](#)
- [@malmaud](#)

Submitted: 11 November 2021

Published: 23 January 2022

License

Authors of papers retain copyright and release the work under a Creative Commons Attribution 4.0 International License ([CC BY 4.0](#)).

Summary

Whether it is seismic surveys, ECG signals, stock market trends, or sensor data, the wavelet and wavelet packet transforms are powerful tools for signal analysis and classification with many advantages over the conventional Fourier methods. Primary among them is the ability to extract information localized in both time and frequency domains, enabling multiresolution analysis ([Daubechies, 1992](#); [Mallat, 2009](#)). As such, wavelets and wavelet packets have become popular tools for computational harmonic analysis. `WaveletsExt.jl` was developed to augment `Wavelets.jl` (the existing wavelet toolbox for Julia) by providing routines for wavelet analysis, wavelet packet analysis, and associated utilities.

Statement of Need

Julia's principal package for wavelets is `Wavelets.jl` ([JuliaDSP/Wavelets.jl, 2021](#)), which provides the essential building blocks for data analysis using wavelets. These include 1-D, 2-D, and 3-D wavelet transforms via filter banks or lifting, a range of thresholding functions, and other utilities. However, as a general-purpose package for wavelets, `Wavelets.jl` does not include many targeted and sophisticated methods present in the literature.

`WaveletsExt.jl` (Wavelets Extension) enlarges the wavelet toolbox for Julia by providing a host of useful wavelet-based functions such as Stationary Wavelet Transform ([Nason & Silverman, 1995](#)), Autocorrelation Wavelet Transform ([Saito & Beylkin, 1993](#)), Local Discriminant Basis ([Saito & Coifman, 1995](#)), and Shift-invariant Wavelet Packet Decomposition ([Cohen et al., 1995](#)). The package also contains denoising utilities such as `SureShrink` ([Donoho & Johnstone, 1995](#)) and `Relative Error Shrink` ([Irion & Saito, 2017](#)) as well as several data visualization utilities.

One of the most distinguishing features of `WaveletsExt.jl` is the presence of algorithms for handling an ensemble of input signals. Currently, `Wavelets.jl` implements best basis selection utilities for wavelet packets for a single input. However, it does not include methods for selecting a single best basis for a set of inputs with similar properties (e.g., signals or images belonging to the same class), which is valuable for feature extraction and data compression. To address this, `WaveletsExt.jl` implements the Joint Best Basis (JBB) ([Wickerhauser, 1996](#)) and the Least Statistically Dependent Basis (LSDB) ([Saito, 2001](#)), which provide approximations of the Principal Component Analysis (PCA) and Independent Component Analysis (ICA), respectively, in a computationally fast manner through a dictionary of orthonormal bases.

*co-first author

†co-first author, corresponding author

Examples

1. Redundant Wavelet Transforms

WaveletsExt.jl implements several redundant wavelet transforms including Autocorrelation Wavelet Transform (Saito & Beylkin, 1993) and Stationary Wavelet Transform (SWT) (Nason & Silverman, 1995). These transformations can be performed using the `acdwt` and `sdwt` functions, and the resulting decomposition can be visualized with the `wiggle` function included in WaveletsExt.jl.

```
using Plots, Wavelets, WaveletsExt

x = zeros(1<<8) # Generate a unit impulse (dirac delta) signal
x[128] = 1
wt = wavelet(WT.db4) # Construct Daubechies 4-tap wavelet filter

# ----- Autocorrelation Wavelet Transforms -----
y = acdwt(x, wt)
p1 = wiggle(y) |> p -> plot!(p, yticks=1:9, title="Autocorrelation WT")

# ----- Stationary Wavelet Transforms -----
y = sdwt(x, wt)
p2 = wiggle(y) |> p -> plot!(p, yticks=1:9, title="Stationary WT")

# Combine and save plot
p = plot(p1, p2, layout=(1,2), size=(600,300))
savefig(p, "transforms.png")
```

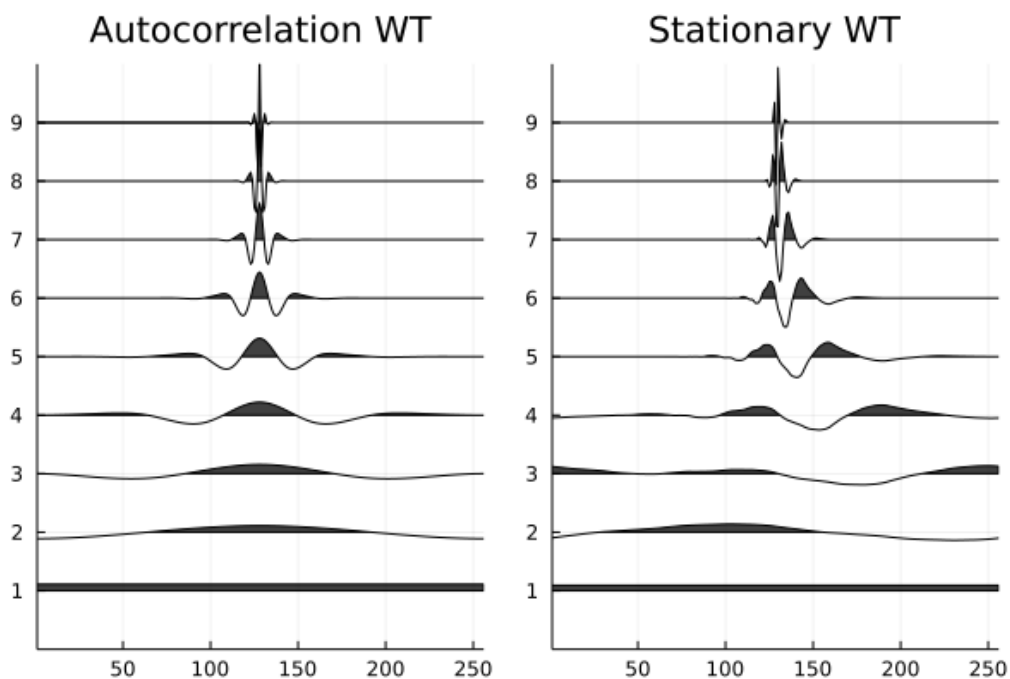


Figure 1: “Wiggle” plots displaying the value of coefficients at each level of the autocorrelation and stationary wavelet transform for a unit impulse signal.

2. Best Basis Algorithms

WaveletsExt.jl can select a best basis for a multiple signal input (i.e., an array of signals) through the Joint Best Basis (JBB) (Wickerhauser, 1996) or Least Statistically Dependent Basis (LSDB) (Saito, 2001) algorithms. The resulting best basis tree can be visualized using plot_tfbdry also included in WaveletsExt.jl.

```
using Plots, Wavelets, WaveletsExt

# Generate 100 noisy heavysine signals of length 2
x = generatesignals(:heavysine, 8) |>
  x -> duplicatesignals(x, 100, 2, true, 0.5)

# Wavelet packet decomposition of all signals
xw = wpdall(x, wt, 6)

# ----- Joint Best Basis (JBB)
tree = bestbasistree(xw, JBB())
p1 = plot_tfbdry(tree,
                node_color=:green,
                line_color=:black,
                background_color=:white) |>
  p -> plot!(p, title="JBB")

# ----- Least Statistically Dependent Basis (LSDB)
tree = bestbasistree(xw, LSDB())
p2 = plot_tfbdry(tree,
                node_color=:green,
                line_color=:black,
                background_color=:white) |>
  p -> plot!(p, title="LSDB")

# Combine and save plot
p = plot(p1, p2, layout=(1,2), size=(600,300))
savefig(p, "bestbasis.png")
```

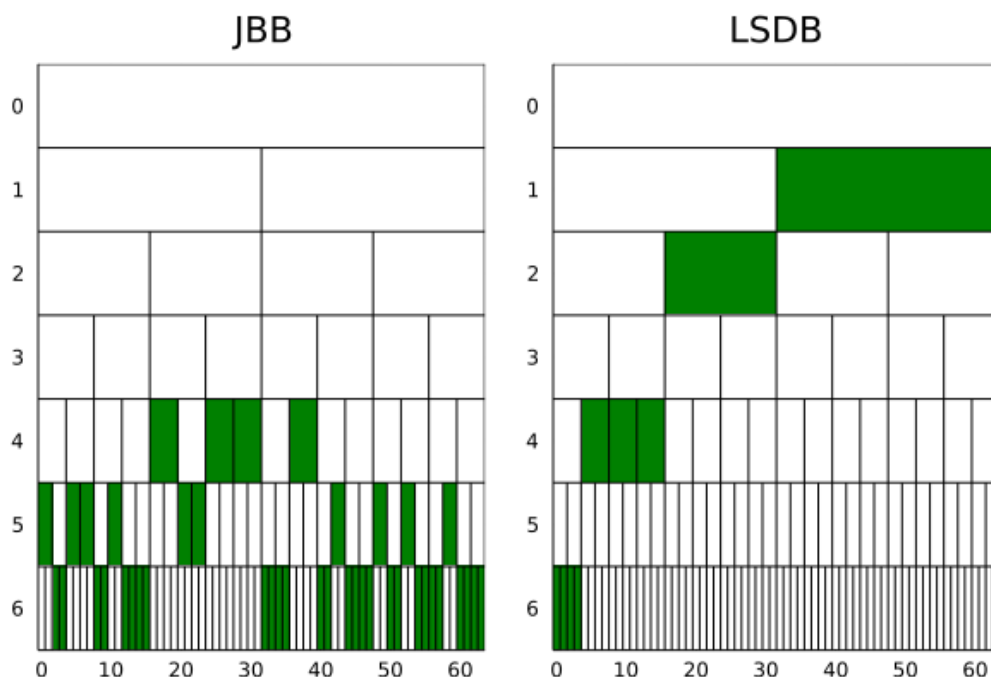


Figure 2: The best basis trees of 100 HeaviSine signals (A sinusoid + two Heaviside step functions) (Buckheit & Donoho, 1995; Donoho & Johnstone, 1995) selected by the JBB and LSDB algorithms. Each row represents a decomposition level, where level 0 is the original input signal, and each cell represents a frequency subband (low to high frequency from left to right). The colored cells indicate those subbands selected by the JBB (left) and the LSDB (right) algorithms.

3. Denoising Algorithms

WaveletsExt.jl contains two functions for denoising: `denoise` and `denoiseall`. The former denoises a single signal input whereas the latter denoises multiple signal input. For more examples of denoising algorithms in WaveletsExt.jl, see (Liew et al., 2021).

```
using Plots, Wavelets, WaveletsExt

# Generate 6 circularly shifted HeaviSine signals
x = generatesignals(:heavisine, 8) |>
  x -> duplicatesignals(x, 6, 2, false)

# Generate 6 noisy versions of the original signals
x = generatesignals(:heavisine, 8) |>
  x -> duplicatesignals(x, 6, 2, true, 0.8)

# Decompose each noisy signal
xw = wpdall(x, wt)

# Get best basis tree from the decomposition of signals
bt = bestbasistree(xw, JBB())

# Get best basis coefficients based on best basis tree
y = bestbasiscoef(xw, bt)

# Denoise all signals based on computed best basis tree
```

```

x̂ = denoiseall(y, :wpt, wt, tree=bt)

# Plot results
p1 = plot(title="Noisy Signals")
wigggle!(x, sc=0.7, FaceColor=:white, ZDir=:reverse)
wigggle!(x, sc=0.7, FaceColor=:white, ZDir=:reverse)

p2 = plot(title="Denoised Signals")
wigggle!(x, sc=0.7, FaceColor=:white, ZDir=:reverse)
wigggle!(x̂, sc=0.7, FaceColor=:white, ZDir=:reverse)

# Combine and save plot
p = plot(p1, p2, layout=(1,2), size=(600,300))
savefig(p, "denoising.png")

```

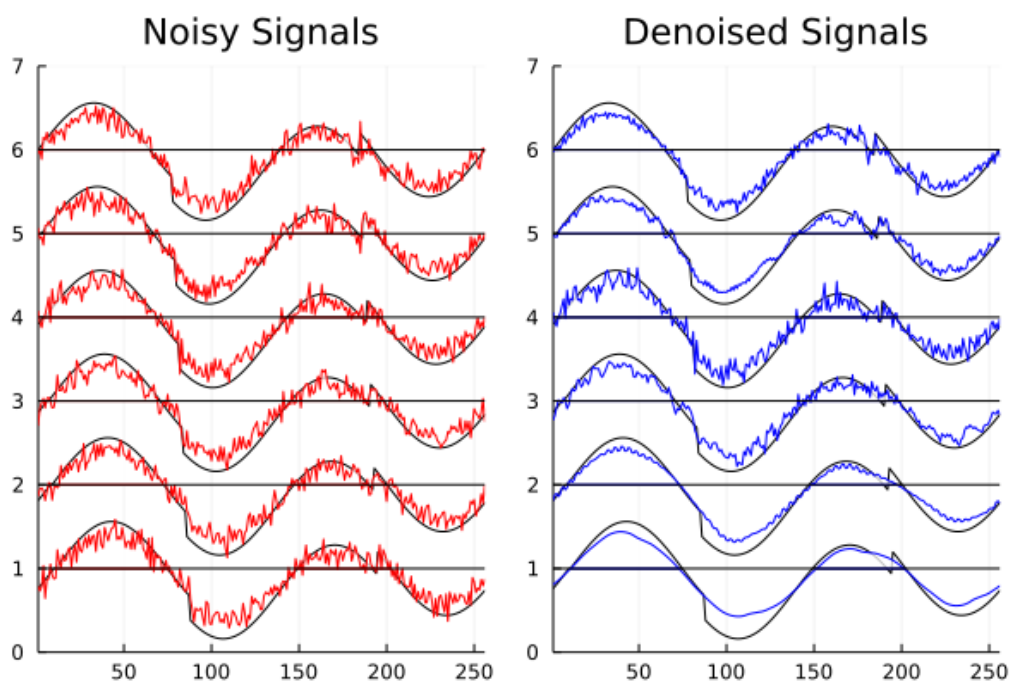


Figure 3: Left: HeaviSine signals with Gaussian noise. Black lines represent the original (non-noisy) signal. Right: Simultaneously denoised signals using the JBB algorithm with a universal thresholding constant determined by the VisuShrink method (Donoho & Johnstone, 1994).

4. Feature Extraction

For signal classification problems, users can extract distinguishing features localized in both the time and frequency domains using the Local Discriminant Basis (LDB) algorithm. Further details can be found in the original papers by Saito and his collaborators (Saito et al., 2002; Saito & Coifman, 1995) as well as the interactive tutorial (Dan et al., 2021).

`using` Plots, Wavelets, WaveletsExt

```

# Generate 100 signals for each class of cylinder-bell-funnel
X, y = generateclassdata(ClassData(:cbf, 100, 100, 100))
# View sample signals and how each class differs from one another

```

```

cylinder = wiggle(X[:,1:5], sc=0.3, EdgeColor=:white, FaceColor=:white)
plot!(cylinder, yticks=1:5, ylabel="Cylinder")
bell = wiggle(X[:,101:105], sc=0.3, EdgeColor=:white, FaceColor=:white)
plot!(bell, yticks=1:5, ylabel="Bell")
funnel = wiggle(X[:,201:205], sc=0.3, EdgeColor=:white, FaceColor=:white)
plot!(funnel, yticks=1:5, ylabel="Funnel")
p1 = plot(cylinder, bell, funnel, layout=(3,1))

# Instantiate the LDB object
wt = wavelet(WT.coif4)
ldb = LocalDiscriminantBasis(
    wt=wt,
    max_dec_level=6,
    dm=SymmetricRelativeEntropy(),
    en=TimeFrequency(),
    dp=BasisDiscriminantMeasure(),
    top_k=10,
    n_features=10 # Number of features to extract
)

# Extract features using LDB
X = fit_transform(ldb, X, y)

# Plot the best basis for feature extraction
p2 = plot_tfbdry(ldb.tree,
    node_color=:green,
    line_color=:black,
    background_color=:white)
plot!(p2, title="Basis Selection using LDB")

# Combine and save plot
p = plot(p1, p2, size=(600,300))
savefig(p, "ldb.png")

```

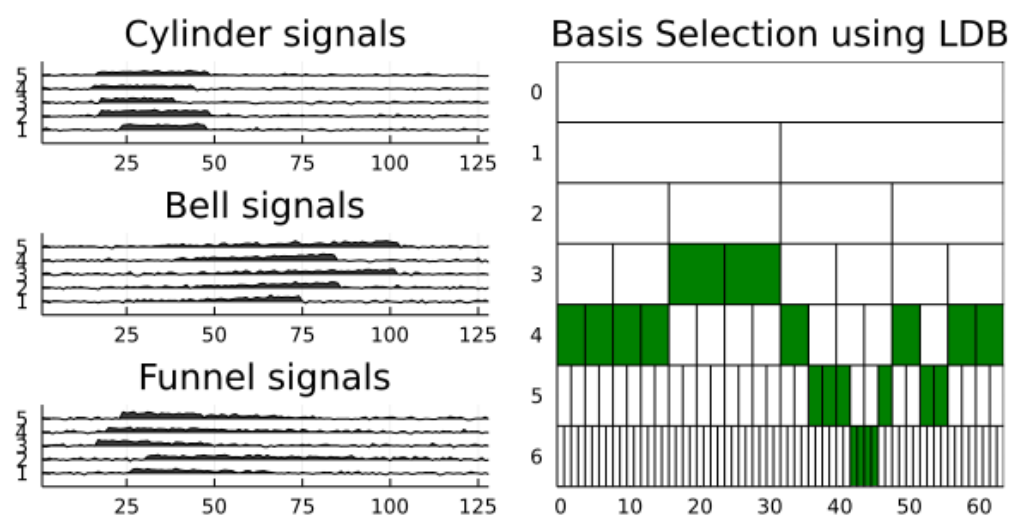


Figure 4: Left: Examples of Cylinder, Bell, and Funnel signals. Right: The best basis tree selected by the LDB algorithm for discriminating the three classes of signals.

Reproducible Research

`WaveletsExt.jl` was partially inspired by the WaveLab library in MATLAB, which was developed to enable reproducible wavelet research (Buckheit & Donoho, 1995). In this spirit, we wrote a series of tutorials, examples, and experiments using `Pluto.jl` (Dan et al., 2021; Liew et al., 2021), a platform with which Julia users can create and share reactive documents (Van der Plas, 2021). By downloading and running these so-called Pluto notebooks, researchers and students alike can reproduce the results of our research and interactively adjust parameters to see the changes in experiment outcomes.

Acknowledgements

This project was partially supported by the following grants from the US National Science Foundation: DMS-1148643; DMS-1418779; DMS-1912747; and CCF-1934568.

References

- Buckheit, J. B., & Donoho, D. L. (1995). WaveLab and Reproducible Research. In A. Antoniadis & G. Oppenheim (Eds.), *Wavelets and Statistics* (pp. 55–81). Springer. https://doi.org/10.1007/978-1-4612-2544-7_5
- Cohen, I., Raz, S., & Malah, D. (1995). Shift invariant wavelet packet bases. *1995 International Conference on Acoustics, Speech, and Signal Processing, 2*, 1081–1084 vol.2. <https://doi.org/10.1109/ICASSP.1995.480422>
- Dan, S., Liew, Z. F., & Saito, N. (2021). Feature extraction for signal classification with local discriminant basis. In *GitHub repository*. GitHub. <https://github.com/UCD4IDS/LDBExperiment>
- Daubechies, I. (1992). *Ten Lectures on Wavelets*. Society for Industrial & Applied Mathematics. <https://doi.org/10.1137/1.9781611970104>
- Donoho, D. L., & Johnstone, I. M. (1994). Ideal spatial adaptation by wavelet shrinkage. *Biometrika*, *81*(3), 425–455. <https://doi.org/10.1093/biomet/81.3.425>
- Donoho, D. L., & Johnstone, I. M. (1995). Adapting to Unknown Smoothness via Wavelet Shrinkage. *Journal of the American Statistical Association*, *90*(432), 1200–1224. <https://doi.org/10.2307/2291512>
- Irion, J., & Saito, N. (2017). Efficient Approximation and Denoising of Graph Signals Using the Multiscale Basis Dictionaries. *IEEE Transactions on Signal and Information Processing over Networks*, *3*(3), 607–616. <https://doi.org/10.1109/TSIPN.2016.2632039>
- JuliaDSP/Wavelets.jl*. (2021). Julia DSP. <https://github.com/JuliaDSP/Wavelets.jl>
- Liew, Z. F., Dan, S., & Saito, N. (2021). Denoising experiment using wavelet transforms, autocorrelation wavelet transforms, stationary wavelet transforms. In *GitHub repository*. GitHub. <https://github.com/UCD4IDS/WaveletsDenoisingExperiment>
- Mallat, S. (2009). *A wavelet tour of signal processing (third edition)*. Academic Press. <https://doi.org/10.1016/B978-0-12-374370-1.50001-9>
- Nason, G. P., & Silverman, B. W. (1995). *The Stationary Wavelet Transform and some Statistical Applications* (A. Antoniadis & G. Oppenheim, Eds.; pp. 281–299). Springer. https://doi.org/10.1007/978-1-4612-2544-7_17

- Saito, N. (2001). Image approximation and modeling via least statistically dependent bases. *Pattern Recognition*, 34(9), 1765–1784. [https://doi.org/10.1016/S0031-3203\(00\)00116-3](https://doi.org/10.1016/S0031-3203(00)00116-3)
- Saito, N., & Beylkin, G. (1993). Multiresolution representations using the autocorrelation functions of compactly supported wavelets. *IEEE Transactions on Signal Processing*, 41(12), 3584–3590. <https://doi.org/10.1109/78.258102>
- Saito, N., & Coifman, R. R. (1995). Local discriminant bases and their applications. *Journal of Mathematical Imaging and Vision*, 5(4), 337–358. <https://doi.org/10.1007/BF01250288>
- Saito, N., Coifman, R. R., Geshwind, F. B., & Warner, F. (2002). Discriminant feature extraction using empirical probability density estimation and a local basis library. *Pattern Recognition*, 35(12), 2841–2852. [https://doi.org/10.1016/S0031-3203\(02\)00019-5](https://doi.org/10.1016/S0031-3203(02)00019-5)
- Van der Plas, F. (2021). Pluto.jl. In *GitHub repository*. GitHub. <https://github.com/fonsp/Pluto.jl>
- Wickerhauser, M. V. (1996). *Adapted Wavelet Analysis: From Theory to Software*. A K Peters/CRC Press. <https://doi.org/10.1201/9781439863619>