




# SIMIO-continuum: Connecting simulations to ALMA observations

Nicolas T. Kurtovic <sup>1</sup>

<sup>1</sup> Max-Planck-Institut für Astronomie, Königstuhl 17, 69117, Heidelberg, Germany.

DOI: [10.21105/joss.04942](https://doi.org/10.21105/joss.04942)

## Software

- [Review](#) 
- [Repository](#) 
- [Archive](#) 

---

Editor: [Ivelina Momcheva](#)  

## Reviewers:

- [@adeleplunkett](#)
- [@jeffjennings](#)

Submitted: 17 August 2022

Published: 08 May 2024

## License

Authors of papers retain copyright and release the work under a Creative Commons Attribution 4.0 International License ([CC BY 4.0](#)).

## Summary

Interferometric observations sample the visibility space of the targeted source. Thus, procedures for image reconstruction are needed to obtain images from those observations. Several factors are involved in the detectability of physical features in a reconstructed image, such as the angular resolution of the observation, point spread function, noise level, and the assumptions of the reconstruction algorithm. The most robust way to test the observability of simulated emission features is by taking a simulated image and reconstructing it with the same algorithms. SIMIO-continuum takes simulated images of continuum emission in millimeter wavelengths and returns the synthetic observation and reconstructed images as if the input image had been observed in the sky with an existing interferometric observation.

The documentation and tutorials give a detailed description of the code functionalities and syntax, with publicly available datasets for reproducibility.

## Statement of need

Interferometric facilities, such as ALMA, allow us to reach angular resolutions inaccessible by single-dish telescopes. A crucial step in understanding interferometric datasets is generating synthetic observations to compare or predict how physical processes or intensity distributions would be observed.

Predicting tools from the Common Astronomy Software Applications package ([Emonts et al., 2020](#); [McMullin et al., 2007](#)), abbreviated as CASA, are very well suited for generating synthetic observations with specific observational setups (Antenna Array configuration, atmospheric conditions, sky coordinates, exposure time, among others), but generating synthetic observations to mimic existing datasets can be challenging due to the high number of parameters that need to be matched. The Python-based modules of SIMIO-continuum contain all the necessary tools to generate synthetic observations to mimic existing observations without the need to fit every observational parameter manually.

## State of the field

SIMIO-continuum is a set of Python-based modules designed to be executed within the CASA Python environment. The purpose of SIMIO-continuum is to take simulated images of millimeter continuum emission to return a synthetic interferometric observation and its reconstructed images. This functionality is particularly useful when comparing simulated models to archival observations. A common way to do this is by convolving the model image with a Gaussian representative of the angular resolution of the observation. Although this method is quick and easy to apply, it only considers a small step of the imaging reconstruction algorithms. Convolution with a Gaussian does not take into account other factors that could impact the

brightness distribution of a reconstructed image (see introduction section of [Czekala et al., 2021](#) and references therein). On the other hand, the CASA task `simobserve` allows to create a new observational setup to include the simulated image (e.g., [Barraza-Alfaro et al., 2021](#)), but this requires a level of knowledge of interferometric observations. Additionally, it can become tedious if the goal is to reproduce an existing observational setup composed of several projects (e.g., [Huang et al., 2018](#)).

Instead of creating a new observational setup as `simobserve`, SIMIO-continuum uses an existing observation as a template for the synthetic observation. SIMIO-continuum takes an input image (containing a millimeter continuum brightness distribution), calculates its visibilities, and then replaces this data in the template observation. This way, the synthetic observation mimics all the technical details of the template (such as the number of antennas, exposure time, frequency coverage, sky orientation, time of observation, and angular resolution). Once the synthetic observation is created, the synthetic reconstructed images are obtained the same way as real observations.

SIMIO-continuum was designed to be easy to use by non-observers while offering the full range of data products for people with different observational expertise. Based on a template observation, astronomers with little or no interferometric experience can obtain synthetic observations and images of their models. Additionally, SIMIO-continuum allows changing the model's geometry, including white noise in the reconstructed images, and changing the model distance to the observer, thus enabling multiple feature-recovery tests with a visibility-based approach.

## Acknowledgements

The author thanks the support of Paola Pinilla during the development of SIMIO-continuum. The author also acknowledges the support provided by the Alexander von Humboldt Foundation in the framework of the Sofja Kovalevskaja Award endowed by the Federal Ministry of Education and Research.

## References

- Barraza-Alfaro, M., Flock, M., Marino, S., & Pérez, S. (2021). Observability of the vertical shear instability in protoplanetary disk CO kinematics. *Astronomy and Astrophysics*, 653, A113. <https://doi.org/10.1051/0004-6361/202140535>
- Czekala, I., Loomis, R. A., Teague, R., Booth, A. S., Huang, J., Cataldi, G., Ilee, J. D., Law, C. J., Walsh, C., Bosman, A. D., Guzmán, V. V., Gal, R. L., Öberg, K. I., Yamato, Y., Aikawa, Y., Andrews, S. M., Bae, J., Bergin, E. A., Bergner, J. B., ... Zhang, K. (2021). Molecules with ALMA at Planet-forming Scales (MAPS). II. CLEAN Strategies for Synthesizing Images of Molecular Line Emission in Protoplanetary Disks. *Astrophysical Journal, Supplement*, 257(1), 2. <https://doi.org/10.3847/1538-4365/ac1430>
- Emonts, B., Raba, R., Moellenbrock, G., Castro, S., García-Dabó, C. E., Donovan Meyer, J., Ford, P., Golap, K., Garwood, R., Gonzalez, J., Kawasaki, W., McNichols, A., Mehringer, D., Miel, R., Montesino Pouzols, F., Nakazato, T., Nishie, S., Ott, J., Petry, D., ... Wang, K.-S. (2020). The CASA Software for Radio Astronomy: Status Update from ADASS 2019. In R. Pizzo, E. R. Deul, J. D. Mol, J. de Plaa, & H. Verkouter (Eds.), *Astronomical data analysis software and systems XXIX* (Vol. 527, p. 267). <https://arxiv.org/abs/1912.09437>
- Huang, J., Andrews, S. M., Cleeves, L. I., Öberg, K. I., Wilner, D. J., Bai, X., Birnstiel, T., Carpenter, J., Hughes, A. M., Isella, A., Pérez, L. M., Ricci, L., & Zhu, Z. (2018). CO and Dust Properties in the TW Hya Disk from High-resolution ALMA Observations. *Astrophysical Journal*, 852(2), 122. <https://doi.org/10.3847/1538-4357/aaa1e7>

McMullin, J. P., Waters, B., Schiebel, D., Young, W., & Golap, K. (2007). CASA Architecture and Applications. In R. A. Shaw, F. Hill, & D. J. Bell (Eds.), *Astronomical data analysis software and systems XVI* (Vol. 376, p. 127).