




# ETHOS.PeNALPS: A Tool for the Load Profile Simulation of Industrial Processes Based on a Material Flow Simulation

Julian Belina <sup>1,2</sup>, Noah Pflugradt <sup>1,2</sup>, and Detlef Stolten <sup>1,2,3</sup>

<sup>1</sup> Jülich Aachen Research Alliance, JARA-Energy, Jülich, Aachen, Germany <sup>2</sup> Forschungszentrum Jülich GmbH, Institute of Energy and Climate Research – Techno-economic Systems Analysis (IEK-3), 52425 Jülich, Germany <sup>3</sup> RWTH Aachen University, Chair for Fuel Cells, Faculty of Mechanical Engineering, 52062 Aachen, Germany

DOI: [10.21105/joss.06358](https://doi.org/10.21105/joss.06358)

## Software

- [Review](#) 
- [Repository](#) 
- [Archive](#) 

---

Editor: [Sarath Menon](#) 

## Reviewers:

- [@dpzhuX](#)
- [@stoldtjo](#)

Submitted: 30 October 2023

Published: 02 May 2024

## License

Authors of papers retain copyright and release the work under a Creative Commons Attribution 4.0 International License ([CC BY 4.0](https://creativecommons.org/licenses/by/4.0/)).

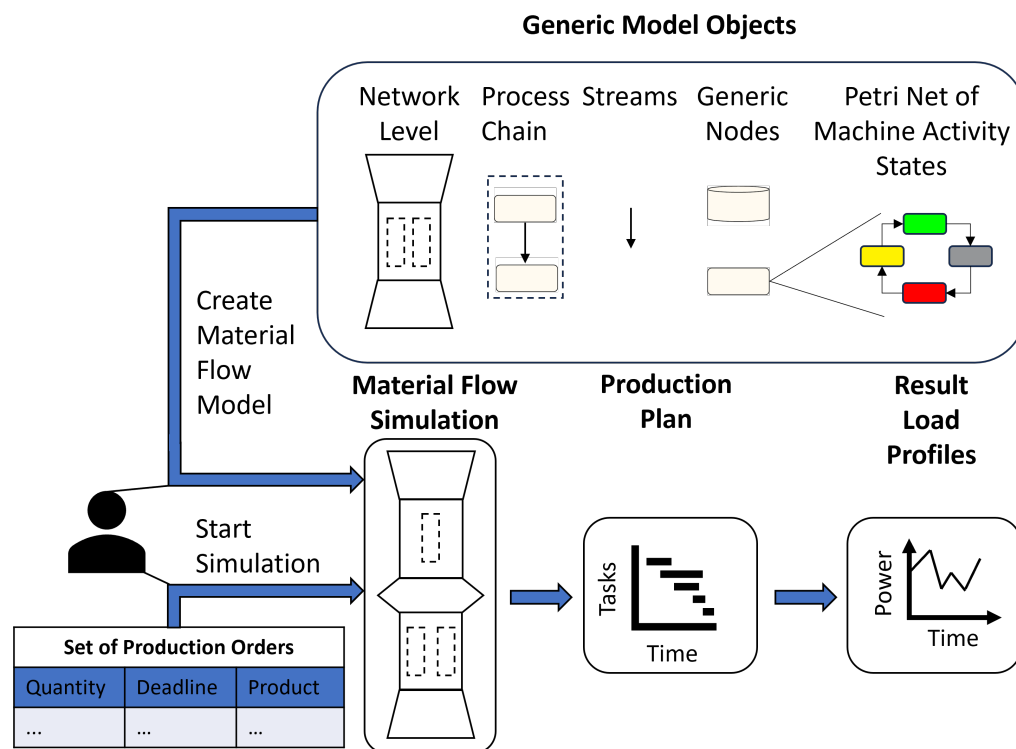
## Summary

ETHOS.PeNALPS (Petri Net Agent-based Load Profile Simulator) is a Python library designed to simulate the load profiles of industrial manufacturing processes for arbitrary energy carriers. It is part of the [ETHOS \(Energy Transformation Pathway Optimization Suite\)](#). Load profiles are time series of energy demand. The library models the material flow of industrial processes and the activity of individual machines during production. ETHOS.PeNALPS is capable of simulating processes such as steel, paper, and industrial food production. ETHOS.PeNALPS can model non-cyclic industrial production networks.

Figure 1 shows the main conceptual objects of ETHOS.PeNALPS, which are:

- Generic model objects
- Material flow simulations
- Production plans
- Result load profiles

The user creates the process model based on generic simulation objects. Once the user completes the process model, the model receives a set of production orders to initiate the simulation. The simulation generates a production plan that tracks the activity of each node to fulfill the requested set of orders. Load profiles are then created based on the activity in the production plan. The process steps' load profiles are modeled using a Petri net with an extensible number of states that determine their activity and energy demand during production.



**Figure 1:** The main components of ETHOS.PeNALPS are the generic model objects, material flow simulation, production plan and load profiles.

## Statement of Need

Energy system models are tools that provide guidance on future energy systems, which are currently undergoing significant changes to due global efforts to reduce dependence on fossil fuels (Prina et al., 2020, p. 1). However, building long-term models with high spatial and temporal resolution and transparent input data remains a challenge (Prina et al., 2020, p. 12). For instance, historical load profiles for the German industrial sector in 2015 are available (Priesmann et al., 2021, pp. 5–6), while load profiles for other regions are not currently available. Furthermore, decarbonization efforts will cause changes in the industrial sector, creating a need for load profiles of future scenarios. To address the lack of sectoral load profiles for the industry, Boßmann and Stafell (2015, p. 1321) demonstrated the use of a bottom-up approach. Therefore, it is necessary to obtain load profiles of the industrial processes that are part of the industrial sector. However, these profiles are often unavailable for open research due to:

- Companies' efforts to protect commercial secrets;
- Missing measurements;
- Unstructured collection of energy data in companies;
- Novelty of the industrial processes and their current lack of implementation.

ETHOS.PeNALPS can support the creation of an energy system model by providing load profiles for industrial processes. While many industrial processes and their load profiles have been previously simulated, most have not published load profiles and simulation implementations under an open-source license. This creates a research gap, despite similar work having already been done.

ETHOS.PeNALPS provides modeling capabilities to simulate load profiles of individual production equipment and the logistics between them in a network. Fluctuations of individual

production equipment are modeled using a deterministic Petri net of states. The level of detail and temporal resolution of the load profile model depends on the production process features, the level of detail in the process description, and the available input data. To ensure the suitability of a simulated load profile for each energy system model, it is necessary to evaluate its temporal resolution. At lower temporal resolutions, effects may occur that cannot be modeled using a deterministic Petri net of machine states and average energy consumption per state. Furthermore, the temporal resolution of energy system models is constantly evolving. According to Prina et al. (2020, p. 10), a temporal resolution of one hour is considered high for long-term energy system models. Currently, studies may require load profiles with a resolution as low as one minute (Omoyele et al., 2024, pp. 12–13).

## Method

There are four simulation modeling paradigms as shown in Figure 2. ETHOS.PeNALPS utilizes an agent-based approach for the nodes of a material flow system. Currently, the most important nodes of the material flow system, the process steps, contain a Petri net to model their activity. The part of the ETHOS.PeNALPS simulation based on the Petri net can be classified as a discrete event simulation. Borshchev & Filippov (2004) and Thiede (2012, pp. 45–49) provide an introduction and comparison to these paradigms.

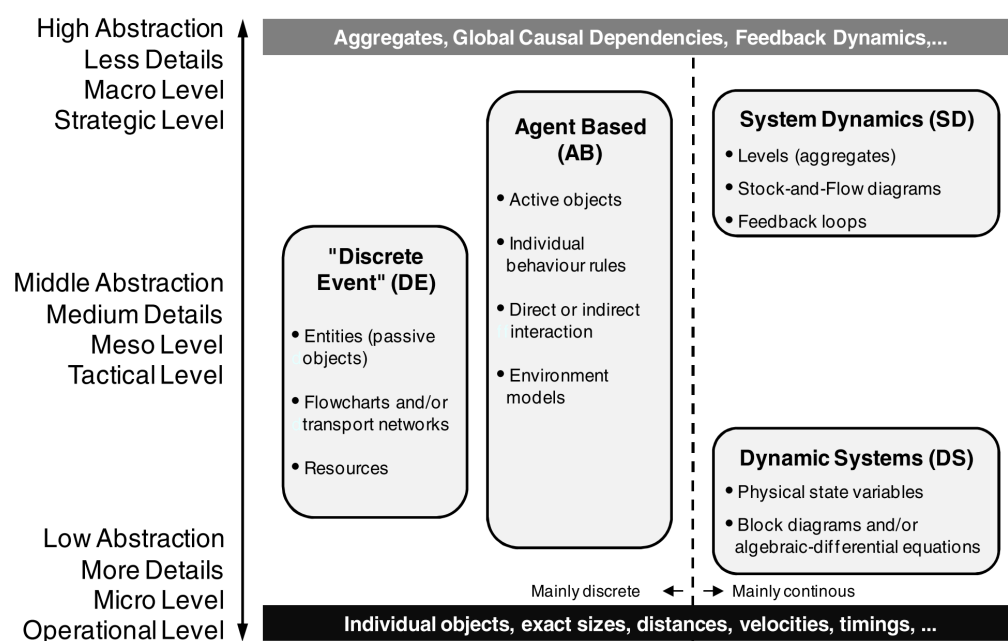


Figure 2: Simulation paradigms for material flow simulations (Thiede, 2012, p. 47) adapted from (Borshchev & Filippov, 2004, p. 3).

The implementation as agents was chosen to improve the adaptability and extensibility of the software. Thus, more specifics of a node or even another simulation paradigm can be implemented. The [documentation of ETHOS.PeNALPS](#) contains a roadmap for the software. The process model is generated from generic objects as shown in Figure 1. The main components are the generic nodes that create and manage material requests as agents. These nodes include

- Source
- Sink

- Process step
- Storage

Streams connect these nodes and determine the direction of material flow in the simulation. Process chains combine sequentially dependent nodes and streams. These process chains, whether multiple or single, are integrated into a network level. A single network level model can include multiple chains to represent parallel operation of similar equipment. Multiple network levels can be used to model successive production stages of the industrial process.

A network level consists of a source and a sink that define the start and end points of the material within that level. To connect two network levels, a shared storage is used to replace the source of one network level and the sink of another. Each node functions as an agent that manages material requests.

- Sources only provide materials, while sinks only request them.
- Process steps and storages provide and request materials.

The simulation is initiated by creating the first request in the sink from the production order. Requests are then passed upstream until they reach the source of the network level. If a request cannot be fulfilled in time, it can be modified within a chain to shift the request to an earlier time and ensure that the deadline is always met.

The behavior of a process step during request fulfillment is determined by a sequence of states that are stored in a Petri net, which is a state transition system consisting of places, transitions, and arcs (Peterson, 1977). The states can be as simple as on or off switches or constitute a complex network of states during production. The main novelty of this method is the combination of these sub simulations for each process step to model a complete industrial manufacturing process. An example of toffee production is provided in the [ETHOS.PeNALPS documentation](#) to illustrate the method.

## Other Tools

There are numerous publications on the simulation of energy features of industrial processes. A collection is given by Stoldt (2019, pp. 69–73). However, many of these publications are limited to the presentation of concepts and selected simulation results, without implementation details. This lack of information creates a significant overhead for new research.

Stoldt et al. (2021) present a comprehensive literature review on energy-oriented simulations in production and logistics, covering 207 publications. The article identifies the most relevant tools and simulation architectures. The most relevant simulation architectures are the discrete event simulation with integrated energy assessment, discrete event simulation with separate energy simulation, continuous simulation, agent-based simulation, one tool, different models and coupling of models.

Stoldt et al. (2021) reported the most commonly used simulation tools include PlantSimulation (15.03.2024), Anylogic (19.03.2024), Arena (17.02.2024), Matlab (21.03.2024), Automod (21.03.2024), Simio (19.03.2024) and Witness (19.03.2024), all of which are commercial tools. No open-source tools were found, although self-developed tools were utilized. Many publications have created extensions for commercial software. For instance, Kohl et al. (2014) developed an extension for the software PlantSimulation (15.03.2024) that maps measured load profiles to process states of manufacturing equipment. However, the implementation of the extension has not been published.

Additionally, Stoldt et al. (2021) identified some self-developed standalone tools, but no open-source software was found. Well-documented open-source software and simulation models enhance research reproducibility, leveraging new findings without the need to re-implement state of the art concepts. The licensing of the following software projects has been investigated.

Wohlgemuth et al. (2006) developed the software “Milan” which is based on a discrete event simulation. According to Wohlgemuth (20.03.2024), it was discontinued in 2015. Anderson et al. (2012) intended to develop the “EcoProIt tool” for conducting lifecycle assessments based on discrete event simulation. No further information could be found regarding the publication or licensing status of the tool. The “SIMTER tool” was developed in the SIMTER research project (Lind et al., 2009) for combined environmental impact calculations and discrete event simulation. However, information about licensing and distribution is not available. Rippel et al. (2017) developed the “ $\mu$ -ProPIAn framework”. Rippel (25.03.2024) stated via e-mail that the software has not been published and is no longer executable due to a lack of maintenance. Binderbauer et al. (2022) published a software called “Ganymede” that simulates load profiles. However, information about its licensing and distribution is not available.

## Authors Contribution

**Julian Belina:** Software, Writing, Visualization, Methodology. **Noah Pflugradt:** Conceptualization, Methodology, Supervision, Writing - Review & Editing. **Detlef Stolten:** Conceptualization, PhD Supervision, Resources, Funding acquisition.

## References

- Andersson, J., Johansson, B., Berglund, J., & Skoogh, A. (2012). Framework for ecolabeling using discrete event simulation. *Proceedings of the 2012 Symposium on Emerging Applications of m&s in Industry and Academia Symposium*. ISBN: 9781618397874
- AutoMod Simulationssoftware. (21.03.2024). *AutoMod simulationssoftware - simulating reality*. <https://automod.de/>
- Binderbauer, P. J., Kienberger, T., & Staubmann, T. (2022). Synthetic load profile generation for production chains in energy intensive industrial subsectors via a bottom-up approach. *Journal of Cleaner Production*, 331, 1–14. <https://doi.org/10.1016/j.jclepro.2021.130024>
- Borshchev, A., & Filippov, A. (2004). From system dynamics and discrete event to practical agent based modeling: Reasons, techniques, tools. *International Conference of the System Dynamics Society*.
- Boßmann, T., & Staffell, I. (2015). The shape of future electricity demand: Exploring load curves in 2050s germany and britain. *Energy*, 90, 1317–1333. <https://doi.org/10.1016/j.energy.2015.06.082>
- Kohl, J., Spreng, S., & Franke, J. (2014). Discrete event simulation of individual energy consumption for product-varieties. *Procedia CIRP*, 17, 517–522. <https://doi.org/10.1016/j.procir.2014.01.088>
- Lanner Group Limited (Ed.). (19.03.2024). *WITNESS simulation modeling software*. <https://www.lanner.com/en-gb/technology/witness-simulation-software.html>
- Lind, S., Krassi, B., Johansson, B., Viitaniemi, J., Heilala, J., Stahre, J., Vatanen, S., Fath, Å., & Berlin, C. (2009). *SIMTER: A joint simulation tool for production development*. VTT Technical Research Centre of Finland.
- Omoyele, O., Hoffmann, M., Koivisto, M., Larrañeta, M., Weinand, J. M., Linßen, J., & Stolten, D. (2024). Increasing the resolution of solar and wind time series for energy system modeling: A review. *Renewable and Sustainable Energy Reviews*, 189, 113792. <https://doi.org/10.1016/j.rser.2023.113792>
- Peterson, J. L. (1977). Petri nets. *ACM Computing Surveys*, 9(3), 223–252. <https://doi.org/10.1145/356698.356702>

- Priesmann, J., Nolting, L., Kockel, C., & Praktijnjo, A. (2021). Time series of useful energy consumption patterns for energy system modeling. *Scientific Data*, 8(1), 148. <https://doi.org/10.1038/s41597-021-00907-w>
- Prina, M. G., Manzolini, G., Moser, D., Nastasi, B., & Sparber, W. (2020). Classification and challenges of bottom-up energy system models - a review. *Renewable and Sustainable Energy Reviews*, 129, 109917. <https://doi.org/10.1016/j.rser.2020.109917>
- Rippel, D. (25.03.2024). *M-ProPIAn: E-mail* (J. Belina, Ed.).
- Rippel, D., Redecker, M. A., Lütjen, M., Decker, A., Freitag, M., & Thoben, K.-D. (2017). Simulating the energy consumption of machines in compound feed manufacturing for investment decisions. In S. Wenzel & T. Peter (Eds.), *Simulation in produktion und logistik 2017* (pp. 79–88). kassel university press.
- Rockwell Automation (Ed.). (17.02.2024). *Arena simulation software | arena simulation software*. <https://www.rockwellautomation.com/de-de/products/software/arena-simulation.html>
- Siemens Digital Industries Software (Ed.). (15.03.2024). *Plant simulation software | siemens software*. <https://plm.sw.siemens.com/en-US/tecnomatix/products/plant-simulation-software/>
- Simio LLC (Ed.). (19.03.2024). *Manufacturing simulation and scheduling software | simio*. <https://www.simio.com/applications/manufacturing-simulation-software/>
- Stoldt, J. (2019). *Gestaltungsmethodik für simulationsstudien in umplanungsprojekten zur energieeffizienzsteigerung in fabriken* [PhD thesis, Technische Universität Chemnitz]. <https://nbn-resolving.org/urn:nbn:de:bsz:ch1-qucosa2-343579>
- Stoldt, J., Prell, B., Rabe, M., Wenzel, S., & Thiede, S. (2021). A criteria-based database for research and applications of energy-oriented simulation in production and logistics. In J. Franke & P. Schuderer (Eds.), *Simulation in produktion und logistik 2021* (pp. 93–102). Cuvillier Verlag. ISBN: 978-3-73697-479-1
- The AnyLogic Company (Ed.). (19.03.2024). *AnyLogic: Simulation modeling software tools & solutions for business*. <https://www.anylogic.com/>
- The MathWorks, Inc. (21.03.2024). *MATLAB*. <https://de.mathworks.com/products/matlab.html>
- Thiede, S. (2012). *Energy efficiency in manufacturing systems*. Springer. ISBN: 9783642259135
- Wohlgemuth, V. (20.03.2024). *Software milan: E-mail* (J. Belina, Ed.).
- Wohlgemuth, V., Page, B., & Kreuzer, W. (2006). Combining discrete event simulation and material flow analysis in a component-based approach to industrial environmental protection. *Environmental Modelling & Software*, 21(11), 1607–1617. <https://doi.org/10.1016/j.envsoft.2006.05.015>